


ST-ECO continuous-feed



Single wire, cable, and conduit labelling

PRODUCT INFORMATION

Continuous-feed Polyolefine heat-shrink conduit, type ST-ECO

Flat, continuous-feed heat shrink conduit for labelling cables with excellent properties for the thermal transfer method.

This heat-shrink conduit is particularly suitable for applications in the fields of switching cabinet construction, shipbuilding and the labelling of wiring harnesses.

Properties

- Excellent printing results
- Very good chemical, physical and electrical properties
- Greatly flame retardant in accordance with UL224/CSA
- Ready to use with thermal transfer







- printers
- Shrink ratio of 3:1 (the recommended shrink range is -20 % of the max. value and +20 % of the min. value)
 - Heat-shrink conduit may be any length
 - Shrink temperature >90°C
 - Application temperature -55°C to +135°C

Standard colours: White, yellow
Available upon request: Blue, red, green

Colour ribbon

The matching colour ribbon is listed under "Labelling System" in the "Thermal Transfer System" section with "Consumables".

SPECIFICATIONS

	Polyolefin
	-55 – 135 °C
	Highly flame retardant in accordance with UL 224/CSA
	Continuous ECO heat-shrink conduits
	

Type	Order No.	Colour	Flat area mm	Max. Kabel-diameter mm	Shrinkage area from - to Ø mm	Recommended Colour ribbon	Software Type	Pack qty.
Continuous roll ware; 12 m roll¹⁾								
ST-ECO 4,8 - 12m ¹⁾	86531300	White	7.60	4.80	4.80 – 1.60	FHW 40mm x 300m	AA0	12
ST-ECO 4,8 - 12m ¹⁾	86532300	Yellow	7.60	4.80	4.80 – 1.60	FHW 40mm x 300m	AB0	12
ST-ECO 6,4 - 12m ¹⁾	86531301	White	10.70	6.40	6.40 – 2.15	FHW 40mm x 300m	AA1	12
ST-ECO 6,4 - 12m ¹⁾	86532301	Yellow	10.70	6.40	6.40 – 2.15	FHW 40mm x 300m	AB1	12
ST-ECO 9,5 - 12m ¹⁾	86531302	White	15.10	9.50	9.50 – 3.20	FHW 40mm x 300m	AA2	12
ST-ECO 9,5 - 12m ¹⁾	86532302	Yellow	15.10	9.50	9.50 – 3.20	FHW 40mm x 300m	AB2	12
ST-ECO 12,7 - 12m ¹⁾	86531303	White	20.90	12.70	12.70 – 4.25	FHW 40mm x 300m	AA3	12
ST-ECO 12,7 - 12m ¹⁾	86532303	Yellow	20.90	12.70	12.70 – 4.25	FHW 40mm x 300m	AB3	12
Continuous roll ware; 9 m roll¹⁾								
ST-ECO 19,1 - 9m ¹⁾	86531304	White	30.90	19.10	19.10 – 6.40	FHW 40mm x 300m	AA4	9
ST-ECO 19,1 - 9m ¹⁾	86532304	Yellow	30.90	19.10	19.10 – 6.40	FHW 40mm x 300m	AB4	9
ST-ECO 25,4 - 9m ¹⁾	86531305	White	40.50	25.40	25.40 – 8.50	FHW 40mm x 300m	AA5	9
ST-ECO 25,4 - 9m ¹⁾	86532305	Yellow	40.50	25.40	25.40 – 8.50	FHW 40mm x 300m	AB5	9
ST-ECO 38,1 - 9m ¹⁾	86531306	White	60.50	38.10	38.10 – 12.70	FHW 40mm x 300m	AA6	9
ST-ECO 38,1 - 9m ¹⁾	86532306	Yellow	60.50	38.10	38.10 – 12.70	FHW 40mm x 300m	AB6	9

ST-ECO continuous-feed

Type	Order No.	Colour	Flat area mm	Max. Kabel-diameter mm	Shrinkage area from - to Ø mm	Recommended Colour ribbon	Soft-ware Type	Pack qty.
Continuous roll ware; 100 m roll (maxi-size)¹⁾								
ST-ECO 4,8 - 100m ¹⁾	86532310	Yellow	7.60	4.80	4.80 – 1.60	FHW 40mm x 300m	AB0	100
ST-ECO 6,4 - 100m ¹⁾	86532311	Yellow	10.70	6.40	6.40 – 2.15	FHW 40mm x 300m	AB1	100
ST-ECO 9,5 - 100m ¹⁾	86531310	White	15.10	9.50	9.50 – 3.20	FHW 40mm x 300m	AA2	100
ST-ECO 9,5 - 100m ¹⁾	86532312	Yellow	15.10	9.50	9.50 – 3.20	FHW 40mm x 300m	AB2	100
ST-ECO 12,7 - 100m ¹⁾	86532313	Yellow	20.90	12.70	12.70 – 4.25	FHW 40mm x 300m	AB3	100

¹⁾ Information about packaging unit = roll length (m)

MATERIAL PROPERTIES



Polyolefin

THERMAL PROPERTIES



Temperature / temperature range

-55 – 135 °C

FIRE BEHAVIOUR



Fire classification

Highly flame retardant in accordance with UL 224/CSA

GENERAL TECHNICAL DATA



Continuous ECO heat-shrink conduits

INSTALLATION METHOD



Heat-shrink conduit system

LABELLING TECHNOLOGY



Thermal transfer

All details given in our sales material prospectuses and catalogues as well as the information available online are based on our current knowledge of the products described.

The electronic data and files made available by Murrplastik, particularly CAD files are based on our current knowledge of the product described.

A legally binding assurance of certain properties or the suitability for a certain purpose can not be determined from this information.

All information with respect to the chemical and physical properties of Murrplastik products as well as application advice given verbally, in writing or by tests, is given to the best of our knowledge.

This does not free the purchaser of carrying out their own inspections and tests in order to determine the suitability of a product for a specific purpose.

Murrplastik accepts no responsibility for the available information being up-to-date, correct or complete. Neither do we accept responsibility for the quality of this information.

Murrplastik accepts no liability for damage caused as a result of using our products.

Murrplastik reserves the right to make technical changes and improvements through constant further development of products and services.

Our General Terms and Conditions apply.

© Murrplastik Systemtechnik GmbH • proID_91779~20170816~890286~acs_mod_ecoendI